



BABA BANDA BAHADUR PUBLIC SCHOOL

Jind Road, Rohtak, Haryana



SUMMER VACATION HOLIDAY HOMEWORK



SESSION 2026-27

SUMMER EXCELLENCE PROGRAMME

Theme:

"No Screen Learning – Learn, Create, Explore & Grow"

★ STUDENT DETAILS ★







Name : _____

Class & Section : _____

Roll No. : _____




House : _____

★ MY SUMMER VACATION GOALS ★



- I will follow a proper study routine. 
- I will reduce unnecessary mobile usage. 
- I will read daily. 
- I will help my parents at home. 
- I will stay healthy and active. 
- I will complete my work sincerely. 

★ SUMMER EXCELLENCE ASSESSMENT ★

ASSESSMENT STRUCTURE

Assessment Area	Marks
 Written Work / Subject Practice	60 Marks
 Presentation / Activity / Project Work	20 Marks
 Parent Feedback & Student Discipline	20 Marks

Total = 100 Marks

-  Holiday Homework marks will be reflected in Term Assessments.
-  Focus will be given not only to written work but also to discipline, presentation, creativity, consistency and self-study habits.

★ HOLIDAY SCORE ★

Marks Obtained : _____

Teacher's Remarks : _____



"Success is the result of discipline, consistency and hard work"



Holidays Homework (Class-II)

Learning is a treasure that will follow you everywhere

Books teach you about the world, number help you solve problems and science shows you magic in nature this holiday you must explore all of them through your holiday homework.

English

1. Reading Practice

Read one English story daily for 15–20 minutes.

Suggested stories:

The squirrel

Tommy's five senses

Who loves the trees best?

Write the names of the stories in your notebook.

2. Handwriting Practice

Write one page daily in good handwriting from your English book.

3. Learn and Write.

4 marks

Learn and write:

Days of the week

Months of the year

Names of 10 fruits

Names of 10 animals

4. Grammar Practice. 4 marks

A. Write 10 Naming Words (Nouns)

Example: boy, school, tree

B. Write 10 Action Words (Verbs)

Example: run, eat, play

C. Write 10 Opposite Words

Example:

big — small

hot — cold

5. Creative Work

Draw and colour:

Your favourite animal

Your favourite fruit

Write 5 lines about each picture.

6. Vocabulary Activity

Make a small "My Word Book" and write:

2 new words daily

Meaning of the words

7. Conversation Practice

Speak 5 simple English sentences daily:

My name is _____.

I study in Class 2.

I love my family.

I go to school daily.

I like to play.

8. Project Work

Make a colourful chart on: "Good Habits" OR "Parts of a Plant"

9. Revision Work

Revise:

Chapter 2

Chapter 3

Chapter 4

Poem and notebook work

10. Holiday Fun Task

Write about: "How I Spent My Summer Vacation" 2 marks

(5–8 simple sentences)

Hindi

पठन कार्य

प्रतिदिन 1 पेज हिंदी की किताब पढ़ें।

कठिन शब्दों को कॉपी में लिखकर 2 बार अभ्यास करें।

2. लिखावट कार्य

रोज़ 1 पेज सुंदर लिखावट लिखें।

स्वर और व्यंजन दो-दो बार लिखें।

3. शब्द ज्ञान.

निम्नलिखित के 5-5 उदाहरण लिखें:

संज्ञा शब्द

क्रिया शब्द

रंगों के नाम

फलों के नाम

4. व्याकरण कार्य. 4 marks

10 विलोम शब्द लिखें।

10 समानार्थी शब्द लिखें।

पुल्लिंग से स्त्रीलिंग बनाइए (10)।

5. रचनात्मक कार्य. 2marks

“मेरा प्रिय फल” विषय पर 5 वाक्य लिखें।

पेड़ या पक्षी का एक सुंदर चित्र बनाकर रंग भरें।

6. कविता याद करें

कोई भी एक छोटी हिंदी कविता याद करें और सुनाने का अभ्यास करें।

7. परियोजना कार्य

चार्ट पेपर पर “स्वच्छ भारत” विषय पर चित्र एवं 5 पंक्तियाँ लिखें।

8. मौखिक अभ्यास

सप्ताह के दिनों के नाम बोलें।

महीनों के नाम याद करें।

हिंदी गिनती 1 से 50 तक बोलें।

Maths

1. Number Practice. 2marks

Write number names from 101 to 300

Write:

●10 Ascending order, 10 Descending order

10 Expanded foam, 10 Short foam

2. Tables Practice. 2marks

Learn and write tables from 2 to 15 daily.

3. Addition & Subtraction. 2 Marks

$345 + 124 = \underline{\hspace{2cm}}$

$567 + 231 = \underline{\quad\quad}$

$786 - 245 = \underline{\quad\quad}$

$900 - 378 = \underline{\quad\quad}$

4. Add the following by breaking number using place value.

48+32, 67+45, 26+43, 97+45

5. Mental Maths. 4 marks

Do 5 sums daily of:

Addition

Subtraction

6. page 64 to 67 fill in book

7. Fun Activity

Make a colourful "Maths Corner" chart using numbers, tables, and shapes.

EVS

1. My Daily Routine. 2.5 marks

Write 5 sentences about your daily routine and draw pictures of:

Waking up

Brushing teeth

Going to school

Playing

Sleeping

2. Healthy Food Activity. 2.5 marks

Paste or draw pictures of:

5 healthy foods

5 junk foods

Write which foods are good for health.

3. Water Conservation. 2.5 marks

Write any 5 ways to save water.

Example:

Turn off the tap while brushing.

Draw and colour a "Save Water" poster.

4. My Family Tree

Make a small family tree with names and photos/drawings of family members.

5. Plants Around Us. 2.5 marks

Observe any plant near your house and write:

Name of the plant

Colour of leaves

Does it have flowers/fruits?

Draw or paste its picture.

6. Cleanliness Activity

Keep your study table and room clean for one week.

7. Learn and Write

Learn these topics:

Parts of a plant

Sources of water

Good habits

Means of transport

Write 5 lines on any one topic.

8. Fun Activity

Make any one item using waste material:

Pen stand

Paper bag

Flower vase

Bird feeder

9. Reading Time

Read one EVS lesson daily for 20 minutes and underline new words.

10. Revision Work

Revise all completed chapters of EVS notebook and book neatly.

General knowledge

Chapter 1 – Amazing Birds

Paste or draw pictures of any 5 birds and write their names.

Write 3 sentences about your favourite bird.

Match the birds with their homes: 3marks

Sparrow → ____

Penguin → ____

Owl → ____

Chapter 2 – Life in Water

Draw and colour any 4 water animals.

Write the names of: 1.5 marks

One fish

One mammal living in water

One dangerous sea animal

Fill in the blanks: 1 marks

A whale lives in the _____.

Fish breathe through _____.

Chapter 3 – Places Around Us

Name 5 important places in your neighbourhood. 2.5marks

Draw any one public place (school, park, hospital, post office etc.).

Write who works at these places: 2 marks

School → _____

Hospital → _____

Police Station → _____

Chapter 4 – Listen to Music

Paste pictures of any 5 musical instruments.

Separate them into:

String instruments

Wind instruments

Drum instruments

Learn and sing one patriotic or rhyming song with your family.

Activity Work

Read one GK page daily.

Watch birds or animals around your home and discuss them with parents.

Keep your homework neat and colourful.

Project Work

Make a colourful scrapbook on “My Favourite Animal or Bird” with pictures and simple facts.

IT

Learn and write the names of any 5 parts of a computer with neat pictures. 2

Draw and colour a computer system on an A4 sheet. 1

Practice typing your name, class and 5 simple words on the computer/mobile.

Write the uses of a keyboard, mouse and monitor in 2 lines each. 2

Make a list of 5 machines that work on electricity.

2.5

Learn the spellings of:

Computer

Keyboard

Mouse

Monitor

Printer

Speaker

Paste pictures of 2 input devices and 2 output devices in your notebook.

2

Revise all the chapters done in class.